



Eastern Tiger Swallowtails. © Jeff Parlow

August Meeting – Tuesday, August 29th 7:00 PM, at Pellissippi State Community College, featuring Chris Rowher

Join us on August 29th for our monthly club meeting. We will be meeting in a new location: the J. L. Goins Administration Building on the Hardin Valley campus of Pellissippi State Community College, 10915 Hardin Valley Road, Knoxville TN. See the map on pg. 3.

Chris Rowher will be our presenter, sharing images from his recent travels to India. Come early and enjoy the opportunity to mingle with club members. Friends are always welcome. We look forward to seeing you on the 29th.



Hemis Golden Buddha. © Chris Rowher

India, Ghost Cats, and Culture

by Chris Rowher



In April, I traveled to the high Himalaya Mountains of northern India in search of the rare and elusive Snow Leopard. It was an amazing journey packed with cultural experiences as exciting as the search for snow leopards. I will share lots of images of the adventure, beautiful scenery and some of my travel photography ideas. Were we able to find the “Ghost Cat of the Mountains?” Come to the program to find out.



*Top left: Thiksey Monastery
Bottom left: Garkon Ceremony
Above right: Ladakh Himalayas*

All images © Chris Rowher

Chris Rohwer, Artist Bio

Photography is one more excuse for me to be outside. Whether traveling the world or in my own back yard, I look to capture interesting subjects with light, lines or action to give the viewer a sense of what I see and feel. Owning a camera dates to my college days but photography only became a serious effort within the last few years.

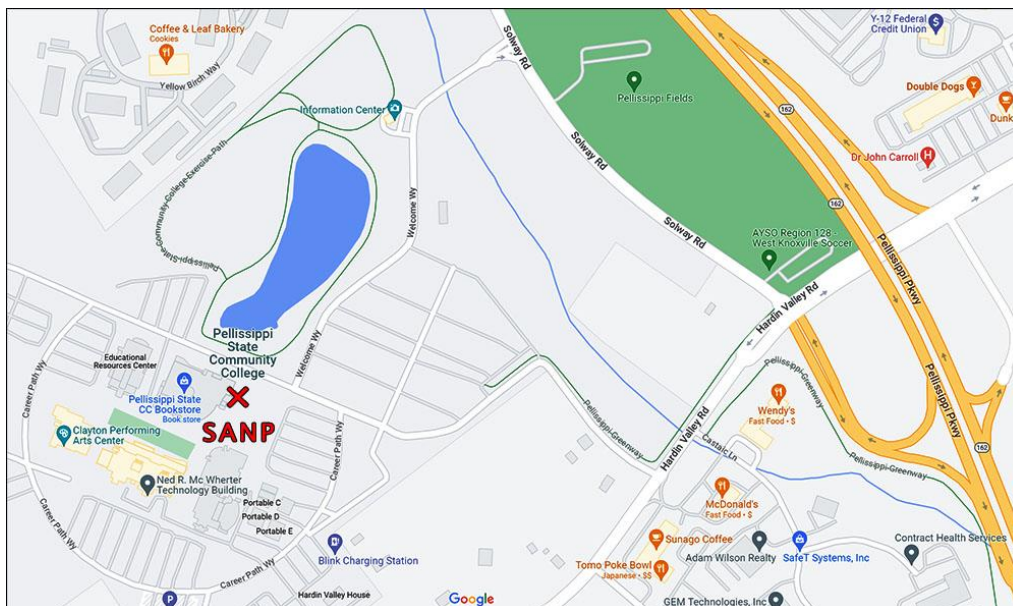
Raised by adventuresome parents, my many escapades include hitchhiking through Europe, trekking in Nepal and rafting the Grand Canyon. Together, with my wife and best friend Robin, we are traveling this great land and beyond though sometimes she leaves the “adventure” parts for me alone.

Adding a camera to my experiences has given me a new perspective of the places we visit. With nearly everything in the world being photographed, my goal is to find another way of seeing things and then photographing them differently. Sometimes it works.

Professionally my career was in finance with the last 25 years at Home Federal Bank as a commercial banker. Retiring in 2021, I work hard to stay active and on the move. Robin is now a full-time artist, and we share a small studio and gallery at 418 South Gay Street where we meet the nicest people and share our craft. We have two beautiful daughters and now two wonderful grandsons.

New Meeting Location!

SANP will be meeting in a new location beginning with the August meeting. We're delighted to be returning to Pellissippi after some years away, and we deeply appreciate the school's hospitality in welcoming us back. Monthly meetings will be held in room 150A (the cafeteria annex) of the J. L. Goins Administration Building, 10915 Hardin Valley Road, Knoxville TN. Upon entering the building, follow the hall to the end, the cafeteria will be on your left. Walk through the cafeteria and the annex will be on your right.



SANP Photo Challenge

By Ron McConathy

In a summer full of busy weekends, a few SANP members were able to participate in the August Photo Challenge at UT Arboretum. Submitted images can be viewed on the SANP Zenfolio site. <https://sanp.zenfolio.com/f681729062> There were not enough images submitted for judging, so no awards were given this month.

November 2023 SANP Photography Challenge

Some of the photographs of Belgian wildlife photographer Michel d'Oultremont inspired the November 2023 SANP Photo Challenge. His website (<http://www.micheldoultremont.com>) shows some images where the subject is a minor part of the image's composition. Some examples are in his Yellowstone collection (<https://micheldoultremont.com/en/portfolio/yellowstone-2/>). This type of image is not a closeup intimate portrait of the subject but instead shows the location or environment in which the subject is found or lives. It is a different way of seeing and photographing nature and the plants and animals that reside there.

Make a photograph where the subject is a small part of the image and yet is obviously still the subject of the image. Several example photos of this type of photography are shown at <https://www.zenfolio.com/sanp/e/p99019290>

A picture of a tree with a bird perched in it, instead of a closeup picture of a bird sitting on a branch (see specific example @ <https://sanp.zenfolio.com/p99019290/h8a60bae4#h8a60b95d>).

A field with deer in it, instead of a closeup photo of the deer standing in a field (see specific example @ <https://sanp.zenfolio.com/p99019290/h8a60bae4#h8a60bae4>).

A mostly out-of-focus photo with a small, sharp subject placed in the frame (see specific example @ <https://sanp.zenfolio.com/p99019290/h8a60bb9e#h8a60bb9e>).

In other words, the subject's environment in the image's frame is as important as or more important than the subject and indicates the environment in which the subject resides. Example photos are shown at <https://sanp.zenfolio.com/p99019290>.

Since this type of image may be harder to find and create, the time and place for creating the submitted images is more generous. The three (3) images submitted must be made by the photographer from October 1 through October 28, 2023. They may be taken anywhere in the continental United States. The images must be submitted from October 29 thru November 4, 2023. The Challenge description and instructions are posted on the SANP website at <https://sanp.net/event-5381644>.

SANP Field Events

A group of club members gathered in late June to hike to the waterfalls in the Piney Falls State Natural Area. Many thanks to Cindy Robinson for sharing this image.

SANP members have been invited to join the Knoxville Area Photographers Meetup Group for a photowalk on August 26th in downtown Knoxville. Contact [Ann Barber](#) for more information.

10th Annual Knox Asian Festival


Aug 26th, 11:00 AM – 8:00 PM Saturday
 Knox Asian Festival @ World's Fair Park

The Asian Cultural Parade starts at 11 AM. There will be booths for each country, food vendors, & activities spread out across both lawns at World's Fair Park, and ongoing performances in the Amphitheater.

You can go early or later, but **let's plan to group up at 2:00 at the Sunsphere steps and find folks to walk with. We can reconnect there again at 4:30.** We can decide to grab some drinks or food together and compare stories.

Performances

Sumo
 Angklung Music (Indonesia)
 Martial Art Demonstrations
 Korean Traditional Dancers
 Thailand Dancers
 K-Pop & J-Pop Performances
 Kimono Show
 Bonsai Exhibition
 Japanese Tea Ceremony
 Taiko Drum from Disney World
 And more!



Piney Falls. © Cindy Robinson

Cherokee Festival

Saturday, September 9th
 Time: TBA
 Sequoyah Birthplace Museum
 576 TN-360, Vonore, TN

Look for a field event announcement and join SANP members for a day filled with the culture and history of the Cherokee.

New Protections for Club, Officers, and Board

By David Boruff

Field events are an increasingly successful and popular Club activity. Sometimes, however, these events take place in natural areas that pose a heightened risk of accidents. Even minor injuries can sometimes result in significant medical costs and even potential lawsuits against non-profit organizations like SANP.

That's why the SANP Board recently expanded the Club's insurance coverage to protect directors and officers from personal liability for certain legal actions that might be taken against the Club. And most recently, the Board authorized the implementation of a comprehensive liability waiver for all members and non-member participants in most Club-related events.

This waiver will be implemented beginning Sept. 1, 2023, and will be integrated into the Club's online membership renewal process. Upon their first renewal on or after this date, members will be required to acknowledge their familiarity with the waiver and affirm their agreement to it. Once accepted, the waiver will remain in effect for the accepting member unless the member revokes the agreement in writing. Members who don't want to wait until their renewal period can log into their account on the Club's website and review and affirm their agreement to the waiver at any time on or after Sept. 1.

Stronger insurance and liability waivers are important and necessary steps that will preserve the Club's ability to recruit and retain good leaders and remain fiscally strong and legally protected for years to come.



Fireworks in Kingston TN. © Nawras Baban

Important changes upcoming for 2023 Salon


By David Boruff & Dale Potter

The 2023 SANP Salon is fast approaching. Online registration for this annual Club highlight opens Sept. 1. This year competition entry will require online registration and payment of nominal entry fees recently approved by the SANP Board. Entry fees are now necessary to mitigate a long-standing pattern of the Club losing money on the Salon.

A recent Board review of the Club's financial condition determined that the Club cannot indefinitely continue to subsidize its operating losses from cash reserves. Instituting entry fees for the Salon is a first step toward putting the Club on a sounder, more sustainable financial footing. And it brings SANP into closer alignment with the prevailing contest practices of most other photography clubs in our region.

The entry fee will be \$5 per entrant in the print Salon and \$5 per entrant in the digital Salon. Entrants can enter one or both contests and pay the corresponding fees as part of the online registration process. This registration must be completed before submitting image files by email or dropping off prints at F/32 Photo, as described in the Salon rules at <https://sanp.net/salon-2023>. (Starting this year, image files must be submitted for both digital and print entries.)

Registration, payment and submission of image files or prints should be completed no later than Sept. 23 for digital entries and Oct. 9 for print entries.



White-banded fishing spider.
© Chris Cannon

Nature Photography Tips and Techniques: Creating Photo-Contest-Winning Images, Continued

By Ron McConathy

In this article I've included several photo-related quotes from Jay Maisel, who began his photography career in 1954. He is a very successful and award-winning photographer of sports, portraits, advertising, and nature. Visit his website at


<https://www.jaymaisel.com>.

Consider reading Jay Maisel's book, *Light, Gesture & Color*. John Paul Caponigro reviewed this book, saying it was "like having an intimate conversation with a master photographer about his enduring passion. Short and sweet. Direct. Pithy."

Amazon's advertisement of this book describes him this way: "Maisel, as one of the most brilliant, gifted photographers of all time, is much more than that. He is a mentor, teacher, and trailblazer to many photographers and a hero to those who feel Jay's teaching has changed the way they see and create their own photography. He is a living legend whose work is studied around the world, and whose teaching style and presentation garner standing ovations and critical acclaim every time he takes the stage."

At the June 2023 SANP meeting, Jerry Whaley, Kendall Chiles, and I critiqued images and talked about how judges view images. After reflecting on what was said during that meeting, I wanted to share some additional thoughts.

Images that are entered in a photography contest are often different from images sold to publishers, used in advertising brochures, or included in photo presentations. Because those images are descriptive of a subject, they need to be good, clean, well-exposed images. They don't have to be "WOW" images. These money-earning photographs would not necessarily win a photo contest.



A contest-winning photograph, however, needs to have **dazzle** and a **WOW** factor. To me, **dazzle** means that others are impressed by the photograph's qualities and by the photographer's skill. Three synonyms for **dazzle** related to photography are impress, amaze, and fascinate. A photograph with **WOW** factor is one that receives enthusiastic admiration or approval from viewers.

Tips & Techniques (cont.)



Capturing a photograph that both dazzles and wows its viewers can be a lofty goal for any photographer. Even experienced photographers are challenged to make such images because the conditions that produce them are hard to find. Beginning photographers often feel they can never create such images, but that is not true. Skill, experience, and luck all factor into creating and capturing these special images.

Photo-contest-winning images that dazzle and wow viewers are often made by photographers during travel to exotic locations. These places can offer more opportunities to capture great images, and the photographer is probably devoting more time to be in the proper location when the magic happens. Frankly, I've often been both jealous and envious of these photographers.

It's important to realize that the images are everywhere, not just where you want or expect them to be.
– Jay Maisel

However, many people travel great distances to photograph in the Great Smoky Mountains National Park and on the Blue Ridge Parkway, and these amazing destinations are close to Knoxville. Not being able to travel to a distant exotic location shouldn't be an excuse for being unable to create incredible images. Great images can be created close to home if we take the time to find the subjects and wait for the best time to photograph them.

During the June SANP meeting, Jerry, Kendall and I often mentioned how images could be improved—by cloning out distracting elements, cropping compositions, altering background lighting, etc. Yes, these distractions can be removed during post processing, but frequently many can be avoided by reviewing the image in the viewfinder and correcting the issues before the shutter is clicked. Sometimes elements in the composition, such as a tree branch, can't be eliminated when the image is made, and these can and should then be corrected in your post-processing software.



Tips & Techniques (cont.)

Rather than adopting the attitude that all problems can be corrected after the photo is made, I try to create a well-exposed, properly composed, color-balanced, and sharp image in the field. When I can accomplish that in camera, I only have to rely on post-processing for making routine corrections such as

adjusting white/black points, exposure, contrast, noise reduction, etc.

You are responsible for every part of your image, even the parts you're not interested in.
 – Jay Maisel


Nature photography isn't always easy, and some images need to be made quickly without taking time to fuss about all the details.

That's when we just do the best we can. One thing that works for me is to always have the camera preset for the anticipated photo opportunity. When I'm prepared this



way, I've captured nice images with only seconds to bring the camera to my eye and press the shutter.

One of the best ways to add dazzle/wow to an image is with inspiring lighting conditions. Flat featureless lighting is probably not going to win many awards. Learn when the best natural lighting occurs for your selected subject and how to capture that lighting in the camera. Using reflectors, flash, and filters can help improve some lighting conditions.



There is gesture in everything. It's up to you to find a gesture that is most telling.
 – Jay Maisel

Gesture is probably one of the most important yet most neglected and misunderstood attributes in a photograph. Gesture is what gives a photograph a spark or a bit of pizzazz. It can be many things—the angle of a hand, arm, or leg; the snake's tongue sticking out; the bird's wings raised; the tilt of an animal's head; a facial expression of aggression or curiosity; the sinuous curves of a river or road; a splash of color or texture; an unusual camera position used to capture a scene; the spectacular lighting on a subject; the arrangement of a group of subjects. The list can go on and on. Gesture is often subliminal and yet still powerful.

Tips & Techniques (cont.)

Another desirable attribute of a photograph is its ability to engage the viewer. The image may cause the viewer to ask himself a question about the subject or scene. The image might also tell a story that the viewer visualizes while looking at the photo. Such images can draw the viewer into the frame and make a deep impression.



Much of what I have discussed above has little to do with the cost or brand of camera that is used, or with being an expert in Photoshop or Lightroom. We are simply placing emphasis on learning to capture images in the camera without needing to clean up mistakes or become a digital software artist. After all, photography is supposed to be fun. Maisel says it best.

*What you're shooting at doesn't matter,
the real question is:
'Does it give you joy?'
– Jay Maisel*

Here's hoping you have a joyous, dazzling, wow-filled time on your next photo journey!

SANP Members Corner




Top left: Abrams Falls. © Pamela Schwartz

Top right: Roaring Fork Cascades. © Theresa Williams

Bottom right: Passionflower. © Cindy Hatcher

Bottom left: Cherry bear. © Sue Mitchell



Upcoming Club Meetings

Aug 29th Chris Rowher
 Sept 26th TBA
 Nov 17th Salon & Banquet

SANP Officers

President: Ed Stickle
 Vice President: David Boruff
 Secretary: Ann Barber
 Secretary's Assistant: Jack Benhayon
 Treasurer: Sharon Wright Cottrell

Volunteer Managers

Community Outreach: Ron Sentell
 Field Events: Dale Potter
 Librarian: Ann Barber
 Membership: Julie Glibbery
 Newsletter: Kristina Plaas
 Photo Challenges: Ron McConathy
 Programs: Kendall Chiles
 Salon: Ed Stickle
 Social Media: Chris Cannon
 Technology & Software: Brad Cottrell
 Website: Shawn Grant
 Workshops: Open

Board of Directors

The board meets on the 2nd Monday of the month.

2021-2023: Chris Cannon
 David Boruff
 Marcy Wielfaert
 2022-2024: Jack Benhayon
 Yvonne Dalschen
 Clay Thurston
 2023-2025: Bob Howdeshell
 Dale Potter
 Jerry Whaley

It's More Fun with You!

Joining or renewing your SANP Membership is easy. Visit the website and renew your membership today. Bring a friend with you!
Join SANP



Hummingbird. © Lisa Flanagan

Camera Club Council of Tennessee (3CT)

SANP is a member of 3CT, a network of camera clubs across Tennessee and neighboring states. Their monthly newsletter is filled with information about meetings and events for member clubs. Details can be found on their [website](#) or on [Facebook](#).