



**June Meeting – Tuesday, June 27th 7:00 PM, at the Watershed Building, Cedar Springs Presbyterian Church, featuring Kendall Chiles, Ron McConathy, and Jerry Whaley.**

Join us on June 27<sup>th</sup> for our monthly club meeting at the Watershed Building on the campus of the Cedar Springs Presbyterian Church, 9132 Kingston Pike, Knoxville, TN. Kendall Chiles, Ron McConathy, and Jerry Whaley will guide us in a conversation about judging photography competitions.

Social time begins at 6:30 PM, followed by the meeting at 7 PM. Come early and enjoy the opportunity to mingle with club members and chat nature photography with us. Friends are always welcome. We look forward to seeing you on the 27<sup>th</sup>.



*Sparks Lane Bear. Honorable Mention, Black & White Wildlife Category, 2022 Print Image Salon. © James Parks*

## How Judges View Images in a Contest

Kendall Chiles, Ron McConathy, and Jerry Whaley

by Dale Potter

Questions arise before and after every Salon on how the judges consider each image or print. Our June meeting will answer many of those questions. This will be a presentation that should answer all your questions about issues such as composition, cropping, and what makes an image Best of Show. While this presentation will focus on how judges reach their decision on Salon images, it will also help you in developing your images for posting on social media or printing.

The panel of judges will be looking at images the same way they do in judging a salon. Their first exposure to the images will be the night of the presentation. Their comments will be very candid, which should help everyone understand how judges view images.

The panel for our June presentation is Kendall Chiles, Ron McConathy, and Jerry Whaley. All three of these gentlemen have years of experience in nature photography in addition to judging various contests in East Tennessee. They served as the judges for the recent print salon for SANP. It was one of the few times that we have used members of SANP to be the entire panel for judging a Salon. Their first experience seeing the prints in the Salon was the morning they were judging as the images were presented. Their judging of the print Salon was one of the best as we had some of the best images overall, but there was no grumbling about the results compared to some of the previous digital and print Salons.



*Female Red Bellied. 1<sup>st</sup> Place, Birds Category, 2022 Print Image Salon.*  
© Clay Thurston

They have all agreed to give you a chance to understand how they think as a judge. You will discover that while they may have similar scores about an image, that they are very independent in how they reach their decisions and factors they consider appropriate in scoring. Having helped with several Salons and seen several judges judging the Salons over the years, if these gentlemen judged every salon, you would find that they are consistent and do an excellent job in how they view and score the images presented.

If you are entering images in any contest whether online, at another photographer club, a county fair or state fair, or the SANP Salons, this is a must attend event for you, as you will get to ask all those questions you have wanted to and did not have the chance to. You will find that the information they share with you will be very valuable.

If you have an image you want to see how they will evaluate it, you can email it to me at [dalepotter55@gmail.com](mailto:dalepotter55@gmail.com). The image needs to be the size as described in the digital salon in jpg format. Your image may or may not be used, as there is a limit as to how many they will be able to view and comment on. See you at our June meeting.



## SANP Field Events


In recent weeks SANP members have traveled to Great Smoky Mountains National Park to photograph the Ramsey Cascade waterfall, the wild things in Cades Cove, and flame azaleas on Gregory Bald. Ron and Sharon McConathy also welcomed club members to their home for an afternoon of Intentional Camera Movement (ICM) Photography. Below are a few of the images shared to the SANP Facebook group.



*Top left: Ramsey Cascades, © Theresa Williams*

*Bottom left: Gregory Bald Flame Azaleas, © Dale Potter*

*Bottom right: Gregory Bald Flame Azaleas, © Pamela Schwartz*



### Upcoming Field Events

6/25/23 [Upper Piney, Lower Piney & Stinging Fork Falls](#)

7/13/23 [Lightroom Ideas/Tips for the 2023 Salon](#)

Register at <https://sanp.net/events>

## SANP Field Events (cont.)



### ICM Photography Event, June 10, 2023

by Ron McConathy

This event was an opportunity to learn about and practice the intentional camera movement (ICM) photography technique. The ICM technique is done by deliberately moving the camera during an exposure and can be used for creating images with an abstract/artistic look. ICM photography goes beyond the literal capture of a subject and creates a new world invisible to our normal vision. It is not just a camera technique but a new style of photographic expression that can resemble paintings—particularly watercolor, early impressionism, or abstract impressionism. ICM compositions use shapes, colors, tones, leading lines, textures, etc., in an artistic way.

A gallery of images from the ICM Field Event has been added to the SANP Zenfolio site: [ICM Gallery](#)  
Participants are encouraged to submit images from the event to Ron McConathy:  
[mcconathy@aronsha.com](mailto:mcconathy@aronsha.com)

*Center right: ICM flowers, © Carol Bruce Collet*  
*All other images © Ron McConathy*





## Nature Photography Tips and Techniques: What Happens in the Twelve Inches Behind the Camera

by Ron & Sharon McConathy

Contrary to what you might think, photography becomes more challenging once you learn how to use all the dials and settings on the camera and after you understand the technical side of making photographs. The following quotes show that the following masters of photography knew this.



“A technically perfect photograph can be the world’s most boring picture.” — Andres Feininger

“The definition of a great picture is one that stays with you, one that you can’t forget. It doesn’t have to be technically good at all.” — Steve McCurry

“The single most important component of a camera is the twelve inches behind it.” — Ansel Adams

“A great photograph is a full expression of what one feels about what is being photographed in the deepest sense and is, thereby, a true expression of what one feels about life in its entirety.”  
— Ansel Adams

All of these quotes indicate that the photographer’s interpretation of a photo’s subject is very important. Using an inexpensive point-and-shoot camera or a very expensive, latest model, feature-rich camera with the best high-quality lenses doesn’t really make much difference in the creation of an outstanding image. Granted, there is probably a better chance of creating good images with a better camera system. Yet the ability of the photographer to SEE the image is still of greater importance.

Lucan Gentry says, “Photography has nothing to do with cameras.” And yet, as photographers advance in their ability to see and capture images, the capabilities of the camera do become more important. After starting out with an automatic point-and-shoot camera, a photographer can then advance to a camera with manual selections for shutter speed, aperture, and ISO; these features provide more creative ways to make images. The next step up would be an advanced camera with built-in features such as automatic focus stacking, multiple exposures, panoramas, and image stabilization. A selection of quality lenses doesn’t hurt either. Any camera is a tool, and a higher quality tool in the hands of a craftsman usually produces better results.



## Tips & Techniques (cont.)

Photographers are often asked what f-stop, shutter speed, or other camera setting they used to make a specific photo. Technical information like this describes how the tools were used but not how the art was created. The proper answer to this question should be that the photographer used the lens and camera settings necessary to capture the image he wanted to create, the image he visualized.

A piano student playing a Steinway world-class piano will probably not sound like a trained concert pianist. Likewise, just purchasing the best high-dollar camera system cannot ensure that any photographer will make outstanding photographs.

So, how does a photographer create meaningful, memorable photographic images? The following quotes offer some answers.



“Photography for me is not looking, it’s feeling. If you can’t feel what you’re looking at, then you’re never going to get others to feel anything when they look at your pictures.”

— Don McCullin

“To me, photography is an art of observation. It’s about finding something interesting in an ordinary place... I’ve found it has little to do with the things you see and everything to do with the way you see them.” — Elliott Erwitt

As photographers, we bring all our life experiences into the images we create. This includes the music we listen to, the movies and TV shows we watch, the books we read, our travels, our families — all our experiences. So, one way to improve our photography is to experience more. Look at and study classical art and the photography of master photographers, and try to understand what makes those works great. Learn as much as possible about the subjects we photograph. And practice, practice, practice.

We can also objectively critique our own photos to see where improvements are needed. Even better is having other photographers critique our photos, such as in camera clubs, photo contests, and on-line photo groups. Avoid opinions of family and friends since they are too biased and may want to boost your ego, or receive free prints.

Joe Brady, [www.joebradyphotography.com](http://www.joebradyphotography.com), in a recent FotoFriday email, discussed the impact of today’s information overload in our rushed and stressful lives, which basically affects everything we do, including our photography. We all know, I think, that creating great photos requires time and patience. Joe emphasized that we also need the ability to visualize the final image, which requires that we give ourselves the opportunity to focus our thoughts and all our senses while making the photograph. Doing this helps us understand why we stopped at a certain place to take a photo. He

## Tips & Techniques (cont.)

included in his email this thought: “For your photography, make plans to visit a place that inspires you. Create some photographs that move you, that never get boring, and that make you smile. For me, that is the ultimate goal in my art, my music and my photography.”

Being able to mentally shed the stresses of daily life will let us see more of what is around us, since these stresses tend to narrow our view of the world. We can try to relax, meditate, and take some deep breaths prior to a photo session to expand our ability to see and feel what is around us.



The camera is a tool, and enhancing our ability to visualize that final image can make a profound difference in improving our photography. As Ansel Adams suggested, the twelve inches behind the camera cannot be overlooked.

---

## SANP Members Corner


### Welcome New Members!

SANP is pleased to welcome three new members this month.

Jackie “Sue” Mitchell lives in Knoxville, having recently returned to Tennessee after living in Texas for 20 years. She’s primarily as wildlife photographer and enjoys capturing birds in flight the most.

Jeremy Redding is from Corryton. He travels a lot and loves taking pictures of the places he’s been. “Photography is my passion and everyone in my family supports me.” His goal is to work for NatGeo and “be the photographer everyone talks about.”

Justin Wampler joins us from Seymour. Justin is an amateur-level enthusiast interested in almost any photography outside of portraiture.



*The Sinks, Great Smoky Mountains National Park. © Norm Plate*




## SANP Members Corner (cont.)



*Top Left: Catawba Rhododendron at Carver's Gap. © Jerry Whaley*

*Bottom Left: Kiawah Bobcat. © Brad Cottrell*

*Bottom Right: Scarlet Tanager Preening. © Jeff Parlow*



### Mark Your Calendars!

August 8<sup>th</sup> – Photo Challenge at UT Arboretum ([Register](#))

November 17<sup>th</sup> – SANP Salon and Banquet at Bearden Banquet Hall



**Upcoming Club Meetings**

June 27<sup>th</sup> Kendall Chiles,  
 Ron McConathy, &  
 Jerry Whaley  
 July 25<sup>th</sup> TBA  
 Nov 17<sup>th</sup> Salon & Banquet

**SANP Officers**

President: Ed Stickle  
 Vice President: David Boruff  
 Secretary: Ann Barber  
 Secretary's Assistant: Jack Benhayon  
 Treasurer: Sharon Wright Cottrell

**Volunteer Managers**

Community Outreach: Ron Sentell  
 Field Events: Dale Potter  
 Librarian: Ann Barber  
 Membership: Julie Glibbery  
 Newsletter: Kristina Plaas  
 Photo Challenges: Ron McConathy  
 Programs: Kendall Chiles  
 Salon: Ed Stickle  
 Social Media: Chris Cannon  
 Technology & Software: Brad Cottrell  
 Website: Shawn Grant  
 Workshops: Open


**Board of Directors**

The board meets on the 2<sup>nd</sup> Monday of the month.

2021-2023: Chris Cannon  
 David Boruff  
 Marcy Wielfaert  
 2022-2024: Jack Benhayon  
 Yvonne Dalschen  
 Clay Thurston  
 2023-2025: Bob Howdeshell  
 Dale Potter  
 Jerry Whaley

**It's More Fun with You!**

Joining or renewing your SANP Membership is easy. Visit the website and renew your membership today. Bring a friend with you!  
**Join SANP**



*Chapel of the Holy Cross, Sedona AZ.  
 © Anthony Hazen*

**Camera Club Council of Tennessee (3CT)**

SANP is a member of 3CT, a network of camera clubs across Tennessee and neighboring states. Their monthly newsletter is filled with information about meetings and events for member clubs. Details can be found on their [website](#) or on [Facebook](#).