

SANP Newsletter

*Sharing the awareness
of nature through photography*

March 2022

Juvenile and Adult Gull, 2nd place, Panoramic Category, 2022 Digital Image Salon, © Laura Capozzola

March Meeting – Tuesday March 22 at 7 PM, at the Watershed Building, Cedar Springs Presbyterian Church, featuring Kefyn M. Catley

Join us on March 22 for our monthly club meeting in-person at the Watershed Building. Our presenter is Kefyn M. Catley, who will be sharing his experiences photographing insects with us. This will be a great opportunity to learn more about photographing all types of insects: butterflies and moths, beetles, bug, dragonflies and damselflies, and Kefyn's personal favorite – spiders. Social time begins at 6:30 PM followed by the meeting at 7 PM.

See Kefyn's bio on Page 2. Be sure to mark your calendar for March 22, which is **not** the last Tuesday on March.

SANP remains committed to safeguarding the health of its members and encourages those attending to follow current CDC guidelines to reduce the risk of spreading Covid-19. There is plenty of space in our meeting room for social distancing. Masks are encouraged, but not required.

We look forward to seeing you at the meeting!

Right: ARANEAE: Salticidae: Platycryptus undatus, tan jumper, © Kefyn M Catley



Bio: Kefyn M. Catley, PhD, March Presenter

Kefyn M. Catley is Professor Emeritus of Biology at Western Carolina University where he taught and conducted research in organismal evolutionary biology and science education. He holds a PhD in arthropod systematics from Cornell and was a research scientist at the American Museum of Natural History, New York, NY. Traveling extensively, he has studied spiders on four continents and held faculty positions at Rutgers and Vanderbilt universities. A naturalist, passionate photographer, and lifelong observer of the tiny creatures “that run the world”, Kefyn gives talks and workshops at photographic, gardening and natural history societies to increase awareness of the role of arthropods in the biosphere. His research has been published extensively in a wide range of scientific journals and his photographs have been exhibited in galleries, appeared in magazines, and online.



Above left: LEPIDOPTERA: Saturniidae: female regal silk moth
Citheronia regalis

Center: DIPTERA: Tachinidae: *Pararchytas decusus*

Right: COLEOPTERA: Carabidae: *Cicindela sexguttata*, six spotted green tiger beetle

All images © Kefyn Catley

Kefyn’s presentation provides a unique opportunity to learn more about insect and spider biology using images as a point of entry into the engrossing world of arthropods. It focuses on the intersection of art and science as exemplified by the task of making successful photographs of insects and other arthropods in the field. The aim is to share knowledge, techniques and skills that produce images that are rewarding works of art but also pieces of scientific data that can be shared as citizen scientists online.

A portfolio of his images can be found at: www.hiddennatureimages.com

SANP Digital Image Salon 2022

The February club meeting offered a feast for the eyes as we viewed the entries in the 2022 Digital Image Salon. Forty-eight club members submitted 545 images in 15 categories, the most categories ever for an SANP salon. Congratulations to all the winners!

BEST IN SHOW - Annerly Sunrise



Braam Oberholster




Arthur Ravenel Jr. Bridge, 2nd Place,
Travel and Place 1 category, © Shawn
Grant

*Did you miss the February meeting?
Here's where you can see the 2022 Digital
Salon:*

* View all entries and winners by
category in our [Zenfolio gallery](#)

* View the [booklet](#) listing all entries and
winners by category

* View a [video](#) of the 2022 SANP Digital
Salon entries and winners presented at the
February meeting (this link will be
available until the end of March)



*Healing in Time, 1st Place, Great
Smoky Mountains National Park
category, © Jim Britt*

SANP February 2022 Photography Challenge

The first SANP Photo Challenge was held in February. Of the 29 members who registered for the challenge, 17 submitted images for judging and 1 asked not to be judged. The judges were volunteers club members. Thanks to Brad Cottrell, Frans DeRoos, Gretchen Kaplan, Dale Potter, and Charles Samuels for judging this first challenge. The winners of and all the images submitted to SANP's first Photo Challenge are available for viewing on our [Zenfolio website](#). Congratulations to the winners!



February 2022 Photo Challenge Winners

Above left: Yvonne Dalschen 1st place

Below left: Andreas Koschan 2nd place

Above right: Ann Barber 3rd place (tie)

Below right: Kristina Plaas 3rd place (tie)



SANP May 2022 Photography Challenge

Date: Saturday, 7 May 2022

Time: 9 am until 1 pm EDT

Location: The grounds within the boundaries of the UT Gardens, Univ. of Tenn., Knoxville, TN

Sponsor: Ron McConathy, mcconathy@aronsha.com 865-387-8673 (m)

(Note: SANP members who live more than 65 miles (straight line distance) from the Location may go to a similar location near them (*ie.* a public park or garden) on the Date and Time to make photographs to enter.)

Maximum Number of Participants (5 minimum): No maximum.

Description of the Challenge's Purpose: This Photo Challenge is designed to let participants photograph flowers, landscaping, and structures at UT Gardens. Any applicable subjects allowed in the 2022 Salon can be photographed (<https://www.sanp.net/salon>).

To sign up for this Challenge: Register on the SANP website using the challenge event link emailed to members. You will receive a confirmation for your registration. If you have questions, contact Ron McConathy. mcconathy@aronsha.com

Note: Challenge image submissions will be posted in a Challenge Gallery on the SANP Zenfolio website accessible to the public; winners will be displayed on SANP social media, the SANP website, and in the SANP Newsletter.



Red Trillium, 2nd place, Plants Category, 2022 Digital Image Salon © Nawras Baban

May Photography Challenge (cont.)

Equipment Specifications

Camera: Any handheld type of camera is allowed. (Drones are not allowed.)

Lens focal length: Only lens focal lengths from 16–300 mm may be used (35mm equivalent focal lengths).

Filters: Neutral density, polarizing, and closeup filters may be used.

Flash: No flash.

Tripod: Any tripod is allowed.

Cell Phone: Any cell phone is allowed.

Other: The photographer must get a signed model release from any people recognizable in photographs submitted for the challenge.

Photography Technique Specifications: None

Processing Technique Specifications: None

Entering your images from the Challenge:

Entries must be received by midnight, Saturday, 14 May 2022. Submit up to three JPEG digital image files (not over 4 MB each), naming the digital files in the following format. The Participants' copyright information and the image metadata MUST be embedded in the submitted image files. Send your entries to mcconathy@aronsha.com. Entries received late, too large, or not in the proper file name format will not be judged. If you want your images displayed on Zenfolio but not judged, state that when you submit the images. Only current SANP members can submit entries.

Example of the required digital file name format: SANPPC-202205-a-A_Photographer

SANPPC stands for 'SANP Photography Challenge' (do not change this)

202205 is the year and month (month is always two digits)

a is the participant's first entry (b = second entry, c = third entry)

A_Photographer is the photographer's first initial and last name

Do You Have a Story? Tell Us!

SANP Historian Ann Barber is looking for club members willing to share their personal experiences as a part of the narrative about our club. Why did you join SANP? What has SANP meant to you? What stands out to you about your time in SANP? Help bring our history to life, share your stories! Email Ann at annbarber40@hotmail.com



Reminiscence, 1st Place, Black and White Category, 2022 Digital Image Salon, © Braam Overholster

SANP Field Events – Nature Photographers in Action

As winter transitions into spring, SANP members have been taking advantage of the opportunity to gather and photograph nature in areas around East Tennessee. In recent weeks Dale Potter has led excursions to Cades Cove (Blount Co.), Douglas Dam (Sevier Co.), and the Heritage Center Greenway Powerhouse Trail (Roane Co.). When 10-12 members with cameras gather and share, good things happen. Enjoy these images from field event participants posted to the SANP Facebook page.




Above: Great Blue Heron at Douglas Dam, © Kelly Hall

Top Right: American Bald Eagle at Douglas Dam, © Clarence Juneau

Bottom Right: Red Wing Blackbird at the Heritage Center Greenway, © Anthony Hayzen

Below: Black-Crowned Night Heron at Douglas Dam, © Ron Shrieves



SANP Field Events (cont.)

Field event participants have exchanged ideas on how to photograph birds in flight. They've shared locations, camera settings, and creative ideas for how to capture specific scenes. Images from the Pre-Spring Cades Cove outing showed this diversity of ideas. If this sounds like your kind of photo excursion, make plans to join field events being planned for this spring. Check the [events](#) page on the SANP website for scheduled excursions and watch your email for Field Event announcements. Be sure and RSVP on the website to reserve your place. Many excursions are planned with relatively short notice, trying to time the events when conditions are optimal. Topics to be included in upcoming field events include bird photography, night skies, and wildflowers. Come shoot with us!



Above left: Primitive Baptist Church, Cades Cove (multi-image composite), © Nawras Baban
Above right: Red-Bellied Woodbecker, Cades Cove, © Julie Glibbery
Right: American Crow, Cades Cove, © Bob Howdeshell
Below left: Douglas Dam Field Event, © Brad Cottrell



Nature Photography Tips and Techniques


The waterfalls are coming. Are you ready?

By Brad Cottrell

Spring is one of the best times for waterfall photography. Any time of year can be good for waterfalls, but spring is especially good for several reasons: the water flow is substantial, the weather is pleasant, and the surrounding trees and shrubs are freshly adorned with bright green foliage. Start planning now to be ready when the conditions are optimum for waterfall images.

The equipment you need for waterfalls is not exotic. Any camera with adjustable shutter speeds and aperture will do. There are two main ways photographers like to interpret waterfalls. One is to create an image with a soft silky look in the water. The other is to show the awesome strength and power in a waterfall.

Achieving a silky look requires a relatively long exposure to blur the motion in the water while keeping stationary rocks and trees in sharp focus. Shutter speeds of $\frac{1}{4}$ second to one full second or more work best. Smaller falls and cascades usually look better using longer shutter speeds. For larger, fast flowing falls begin at the lower end of the range at about $\frac{1}{4}$ second.



Waterfall with trillium © Brad Cottrell


General advice for waterfall photography

- * Use a tripod.
- * Avoid blocked shadows and highlights. Use your histogram.
- * Verify depth of focus on your camera display.
- * Evaluate your images on your camera display and change your settings until you get the look you like.
- * Try different angles and focal lengths, but keep your compositions simple.
- * Add interest and depth by including rocks or the plunge pool in the foreground.
- * Carry a microfiber cloth for wiping spray from your lens.
- * Expect to get your feet wet.
- * Use care when wading or walking on slick rocks.

Waterfalls (cont.)

There are several techniques that can help achieve longer exposures. Begin by shooting on an overcast day, or early or late in the day when the light is soft and even. Bright, direct sunlight creates too much contrast for pleasing waterfall images. In your camera settings, choose the lowest ISO value available and begin with a lens aperture around f/16. The small aperture will not only allow longer shutter speeds, it will also yield greater depth of focus from near to far. To further increase exposure time, use a polarizing filter. The filter will allow the exposure time (shutter speed) to increase by about 1½ stops and also remove glare from wet rocks, water and leaves. Finally, if further light reduction is needed to achieve the desired shutter speed, a neutral density filter can be added to the lens.

Images of large, powerful waterfalls may have more impact if photographed with fast, action-stopping shutter speeds. Use a larger lens aperture and/or a higher ISO value to achieve the desired shutter speed, while maintaining adequate depth of focus.



Waterfall at White Oak Sinks

© Brad Cottrell

These tips should help you make waterfall photos you'll love and want to share, but since I'm not an expert on waterfall photography, let me refer you to someone who is. Kevin Adams literally wrote the book on waterfall photography. For more in-depth knowledge of waterfalls and how to photograph them, check out these resources:

Book: [*North Carolina Waterfalls*](#) by Kevin Adams

Website: [*North Carolina Waterfalls*](#) with Kevin Adams



*Shooting at Midnight, People in Nature Category, 2022
 Digital Image Salon, © Brad Cottrell*

Future Club Meetings

Mar 22, 2022 Kefyn Catlett
Apr 26, 2022 TBA

SANP Officers

President: Ed Stickle 865-405-8143
Vice President: Open
Secretary: Charles Samuels
Treasurer: Sharon Cottrell

Volunteer Managers

Community Outreach: Ron Sentell
Field Events: Dale Potter
Librarian: Ann Barber
Membership: Brad Cottrell
Newsletter: Kristina Plaas
Photo Challenges: Ron McConathy
Programs: Kendall Chiles
Salon: Ed Stickle
Social Media: Chris Cannon
Website: Shawn Grant
Workshops: Open

Board of Directors

The board meets on the 2nd Monday
each month

2020-2022: David Boruff
 Kristina Plaas
 Dale Potter
2021-2023: Chris Cannon
 Gretchen Kaplan
 Marcy Wielfaert
2022-2024: Jack Benhayon
 Yvonne Dalschen
 Clay Thurston

Camera Club Council of Tennessee (3CT)

SANP is a member of 3CT, a network of camera clubs across Tennessee and neighboring states. Their monthly newsletter is filled with information about meetings and events for member clubs. Details can be found on their website www.3ct.org or on Facebook at <https://www.facebook.com/CameraClubCouncilOfTennessee>

One Day Macro Workshop

Mike Matthews will be hosting a Macro Photography Workshop on Saturday, July 16 in Louisville KY. SANP members will remember the fascinating presentation Mike shared with us last July. More information can be found at [One Day Macro Workshop](#) or email Mike at mike@mikematthewsphotography.com

Members Corner

SANP member Nye Simmons is offering landscape photography workshops in 2022. Details and additional workshops can be found on his website at www.nyesimmons.com

Spring Smoky Mountains: Apr 21-24
<https://nyesimmons.com/spring-workshop-details-1>

Spring Blue Ridge Parkway: May 5-8
<https://nyesimmons.com/spring-workshop-details-1-1>

If you are an SANP member and have something you would like to share with club members please contact Kristina Plaas, newsletter editor, at kplaas@gmail.com